
TURKS & CAICOS SELLING GUIDE

TURKS & CAICOS SELLING GUIDE



CONTENTS

3. Introduction

5. The Basics

10. What Can I Do?

18. Selling Your Turks & Caicos Home - The Costs

19. Marketing Your Home

21. Staging For Success

24. Negotiation

26. Found Your Buyer?

28. Completing The Sale

29. Our Promise



TURKS & CAICOS SELLING GUIDE



INTRODUCTION

Is it time to sell your home? Maybe you need to downsize, because the nest has recently become empty, or you need to move up because your family is about to grow, whatever the reason, this is likely to be one of the biggest tasks you will ever take on, both logistically and emotionally.

Selling a home can be an extremely stressful life event, from making the decision to sell, deciding your asking price, choosing your agent and packing up your life to move on, there is a lot to do in a relatively short space of time.



TURKS & CAICOS SELLING GUIDE



With this guide, we hope to provide you with all the important and useful information that you will need for selling your home, helping you to navigate your way through the sale process without a hitch.

With that in mind, this guide should only be used in addition to the help of an experienced real estate professional who will be able to provide you with all the knowledge and help you need to ensure that you sell your home at the right time, to the right buyer for the right price.

TURKS & CAICOS SELLING GUIDE



THE BASICS

Do I need a Real Estate Agent?

Although the internet has made it easier for people to access information regarding the sale of a property, nothing beats the expertise, knowledge, and years of experience that an expert within this field can bring to the table.

It would not be advisable for anyone to “go it alone” and try to navigate through the often-complicated sale process without the help of the experts.

As TCI’s pre-eminent full service real estate brokerage, we’re here ready, willing and able to help you navigate the selling process with ease.

Our knowledge and experience of Real Estate in Turks & Caicos helps us to sell your home at the right time for the best price possible.



TURKS & CAICOS SELLING GUIDE



Your chosen real estate agent will:

- **Work for you**

Explain their responsibility to you as a seller, including complete transparency, confidentiality, loyalty, and accountability, keep in regular contact with you, and provide feedback at every stage. Your Sales Associate will provide you with a high-quality comprehensive service, so be sure to take advantage of everything they offer.



- **Help you to prepare your home for sale**

It is your Real Estate Agent's responsibility to advise you on the changes that need to be made to your home, so that you are ready to show and sell. They will recommend home services if necessary and assist you in getting the house into the best possible shape for sale.

TURKS & CAICOS SELLING GUIDE




- **Assist you to establish the correct asking price**

When it comes to the asking price, it would be perfect if the market considered what you paid for the property, how much you need to sell it for and what you think its worth. Unfortunately, that's not how it works, there are however plenty of online tools for you to use to determine how much your home should be priced at, and you can always go to open houses in your area to check out the competition. Although these methods can give you an idea of what your home is worth, nothing compares to the expert opinion of your agent.

A comprehensive market analysis will be carried out by your real estate agent comparing your property to similar properties in the same area. Your agent will produce a report showing homes that are currently on the market, homes which have been sold recently, and homes that failed to sell, so that you can price your home correctly.

This report will include a price range that your agent thinks you should list your home at. Bear in mind that when your agent visits your home, the figure may be adjusted slightly, or your agent will advise the changes that need to be made to list in the price range on the report.



TURKS & CAICOS SELLING GUIDE



- **Take professional photos / create videos of your property**

We will organise for photographers to come to your home, to take professional photos of your property, and create videos, to make your listing even more appealing to potential buyers.

- **List your home**

Our agents will list your home on every outlet they have access to including their websites, and databases such as MLS.

- **Liaise with possible buyers and organize viewings**

Your agent will be the first point of contact for any potential buyer interested in getting more information, and viewing your home. Reducing the responsibility and stress on you and your family.



TURKS & CAICOS SELLING GUIDE



- **Organize open houses**

Open houses are a great option for showing your home to as many people as possible in the shortest space of time, maximizing your chances of a quick sale.

- **Help you to negotiate the best deal**

When the offers begin to flow in, your Sales Associate will always give you the option to decline or accept them, and give you their professional opinion in each case.

- **Complete the sale**

Completing a sale is a complex process, your Real Estate Agent is there so that you can work together to ensure a smooth process to closing.



TURKS & CAICOS SELLING GUIDE



WHAT CAN I DO?

Preparing Your Home

First impressions are crucial, a potential buyer will begin judging your home and deciding what they are looking for, even before they walk through the front door. It is important that you address any home improvements that will increase your chances of selling at the price you want.

As a pre-cursor to this, we have listed several points that will start you off with getting your home ready to show. The improvements you need to make do not need to cost the earth, and if you follow this guide and your Sales Associate advice, fixing your home up will be very cost effective.



TURKS & CAICOS SELLING GUIDE



Renovations

The main areas of a house that potential buyers tend to focus on when they are viewing are the bathrooms, and the kitchen.

Kitchen:

Buyers are generally looking for updated kitchens in a new home, but this doesn't mean that you need to spend thousands on new counter tops, cupboards and floors. Instead just give your kitchen a little "facelift" by painting the walls, investing in new floor covering and changing things like doors and door handles... You will be surprised how much this can pay off.

TURKS & CAICOS SELLING GUIDE



Bathrooms:

Just like the kitchen, a little goes a long way in a bathroom, new paint, mirrors, shower screen and a few attractive features can make all the difference in the way a bathroom looks to a potential buyer.

Energy efficiency may also be something you want to consider when you are selling, and even if you can't afford to put in new storm windows or solar panels, there may be some cheaper options that will help to reduce utility bills. Speak to your Real Estate Agent to get advice on this.

When you are thinking about renovations and upgrades for the sale, first ask yourself what you would be looking for in a home you were buying, but be careful not to follow your own personal taste too much. It is always difficult to be objective when looking at your own home, so always ask for your agents help, use their advice and expertise to get it right.



Repairs:

As well as the renovations that are necessary when you are about to list your home, you will need to repair any damages, and make small upgrades. You do not want to be in danger of your home looking uncared for, because this will put a potential buyer off quicker than anything else.

TURKS & CAICOS SELLING GUIDE



Outside:

Boost Curb Appeal

Many homebuyers will drive through a neighbourhood before they view the home officially, so it is important that you address any outside issues before you list your home. Below are several suggestions that could help your home appear more attractive at first glance:

- Mow the lawn regularly, trim hedges and trees so that they are tidy and not blocking the house
- Clean and repair all gutters
- Keep windows clean
- Fix or replace anything damaged or worn, such as patio tiles, decking, windows, screens, lights, steps and fences
- Make sure that the paint is in good condition and touch up any flaking or faded paint.



TURKS & CAICOS SELLING GUIDE



- Fix doorbells, and any hardware on the front door.
- Put away any tools, toys, garbage cans, and remove any junk
- Make sure the roof is in good condition, and repair any broken shingles or tiles
- Clean and freshen outdoor furniture
- If you have a garage, remove everything apart from the cars, make sure it is clean and clear.
- If you have pool, it is important to make sure it is clean and working properly
- Generally de-clutter, and remove anything that doesn't need to be in the garden, leave it clean, and clear at all times.

TURKS & CAICOS SELLING GUIDE



Interior

De-clutter and clean:

As with the outside of your home, you will need to make sure that the inside is in a good state of repair, and in a good condition to be appealing to buyers. Repairs and de-cluttering may take you some time, but it is imperative if you are to be in with a chance of selling your home.


Here are our suggestions for making the inside of your house just as appealing as the outside, your Sales Associate will be able to advise you further when they see your home too.



TURKS & CAICOS SELLING GUIDE



- Fix or replace any leaking taps, broken tiles, squeaking doors, door handles, cracked tiles, and any other hardware in the house that looks anything less than perfect.
- Touch up any paintwork, woodwork, and flooring
- Clean carpets and soft furnishings
- Clean all kitchen appliances, bathrooms, windows etc. and keep them clean
- Make sure all appliances are in good working order, and if they're not repair them as soon as possible
- Remove any clutter from the living room such as books, magazines etc.
- Remove any unnecessary items from the hallways, kitchen counter tops, bathroom vanity, and de-clutter all surfaces so that they are free of paperwork, keys, and anything else that is left there by the family.
- Test all smoke alarms
- Store anything you do not need until after the move so that it is out of sight
- Generally clean and declutter the interior and add some extra special touches to make the house more appealing



TURKS & CAICOS SELLING GUIDE



**** Tip** – Try to see your home through the buyer's eyes**

Cluttered homes will always seem small to buyers, there will be less air, and less light, and homes which are cluttered also appear to need more maintenance than they actually do. Give your potential buyers the chance to see how lovely your home really is, and allow them to imagine how their own belongings will fit, by showing it at its absolute best!



TURKS & CAICOS SELLING GUIDE



SELLING YOUR TURKS & CAICOS HOME – THE COSTS

When you are selling your Turks & Caicos home, there are several costs you will need to settle before completion:

Legal Fees:

- Generally 1% of the selling price plus disbursements- please contact us for more information

Real Estate Agents Fees:

- Real Estate Agents Fees: MLS Listings - 10% Raw Land (no improvements) and 6% Improved Property (condo, villa, townhouse, etc). Exclusive Listings - Contact us for commission rates



TURKS & CAICOS SELLING GUIDE



MARKETING YOUR HOME

Marketing your home effectively will determine, how fast you sell, and for what price. Exposing your home to the marketplace through a mixture of media outlets is important to ensure that your potential buyers have every chance of seeing that it is on the market.



TURKS & CAICOS SELLING GUIDE



LUXURY HOMES

For specialty properties, we have many niche programs available to make your property stand out including:

- Coldwell Banker Global Luxury
- Coldwell Banker Commercial

In addition to our Coldwell Banker services, we also have an association with many of the world's top real estate marketing brands and publications.



TURKS & CAICOS SELLING GUIDE



STAGING FOR SUCCESS

Having prepared your home, cleared away all the clutter, made all the repairs and upgrades that you and your Real Estate Agent have discussed, you are now ready to start the staging process.

Opening your home to potential buyers is a big deal, and can be quite stressful as we are usually quite emotionally attached to our houses, so it may be a good idea for you to set the stage and then leave! Let your agent handle any clients for you, after all that's what we are here for!



It is important that you make your home look at its very best for viewings and open houses to make sure that you get it sold for the right price. Make sure you take advantage of all the knowledge and experience your Sales Associate has when it comes to home staging, chances are they have had thorough education in the art of home staging, so will know best what makes someone want to buy, when they are in a property.

TURKS & CAICOS SELLING GUIDE



Home Staging Tips

Make sure that the house is light and airy, there is nothing more off putting to a buyer than a house that is dark and stuffy.

- Make sure that the information sheets for your home are readily available
- Be absent when visitors arrive, this will minimize the stress on you, and allow them to make any comments they want and ask questions, without fear of offending you
- Open all drapes during the day, to let in light, but try not to advertise any unappealing views
- Highlight your homes best features
- Display fresh flowers
- Remove any residual clutter




TURKS & CAICOS SELLING GUIDE



- Make sure the kitchens, bathrooms, tile floors, and walls are sparkling
- It may sound like a cliché, but baking bread or cookies creates a warm inviting aroma
- Keep pets out of the way, and pet odor at bay (they can leave the house with you)
- Make sure there are no uninviting odors from trash cans
- Lock away and hide any jewelry and cash you have in the house
- Open all doors to give it a roomy feel.

Although it sounds like a lot of work, you should keep your home ready for showings as soon as it is on the market, especially during the first few weeks after you have listed your home. The first week will likely see the largest number of visitors, as your Real Estate Agent will want to show it to all their buyer clients, they think it would be suitable for.



TURKS & CAICOS SELLING GUIDE



NEGOTIATION

Negotiating the sale is easily the most difficult stage of the process, but it can also be the most creative too, which is why it is so important to have an experienced Sales Associate by your side. Your agent will have worked through many, many different negotiation scenarios, so will know instinctively what to do in situations you may not.

A Buyer who wants to make an offer on your home will contact your Real Estate Agent in order to obtain additional details on your property and to schedule a showing. This offer will be made under the terms and conditions of the selling contract set out by your local real estate association and legal counsel. Once your agent has an offer, they will present the offer to you, for you to think about and discuss, it is important that you review the offer thoroughly and carefully with your Real Estate Agent who will answer any questions you have and help you to decide the next move.

Your options once you have received an offer are:

- Reject the Offer
- Accept the Offer and Terms
- Counter the Offer until mutually agreed terms and conditions are set.



TURKS & CAICOS SELLING GUIDE



FOUND YOUR BUYER?

Then it's time to make the deal happen! Don't delay, if you have the offer you want, make sure that you respond and accept it fast, after all you never know when the next suitable offer will come along.

Be sure to ask your agent any questions you may have regarding the contract and the process, disclose everything to your buyer regarding your property, including any problems, and above all stay calm and be patient.



TURKS & CAICOS SELLING GUIDE



COMPLETING THE SALE

Once negotiations are complete and everything is agreed, the completion process will take place, here are the steps that you will take when closing the deal:

- Sales agreement is drawn up and signed by both parties
- The title search of your home will be complete
- A professional appraisal or Home inspection may be required by the purchaser
- Verification by both the buyer and seller of inventory and all chattels
- Any contractual promises you have made, such as repairs, etc. will be carried out
- Final walk-through for the buyer
- Fees will be paid, balance will be transferred by the buyer, and the transfer of the title will take place



TURKS & CAICOS SELLING GUIDE

OUR PROMISE

Coldwell Banker Real Estate Turks & Caicos specializes in selling homes on our beautiful islands. All of our agents have extensive knowledge of the islands and the real estate market here.

We promise to use our experience to help you to sell your property in the least amount of time, with the least stress, for the best price.

